

# ADAST


## ADAST MINOR

Our Tradition. Your Future.

**ADAST MINOR** meet existing and incoming requirements of easy installation, simple service and maintenance, economic operation and operating reliability in the standard and extreme climatic conditions

### Main Advantages

- Modern design, compact construction
- Integrated hydraulic unit
- Electronic control unit ADP1/L with a single-chip microcontroller for control of all dispenser functions
- Automatic Temperature Compensation – Approvals OIML R 117-1, Welmec 10.4
- Proportional valve for accurate control of flow rate from 2 to 80 l/min
- Piston flow meter with integrated intelligent impulse sensor
- High quality materials with high working life and low maintenance requirements
- Ergonomic location of the dispensing nozzle
- User friendly design of pre-setting keyboard
- Option with payment terminal



The Fuel dispensers are determined for dispensing of petrol, diesel, biodiesel B 10 to B 100 – mixture of diesel with FAME (Fatty Acid Methyl Ester), ethanol and mixture petrol with ethanol (E 10 to E 85).



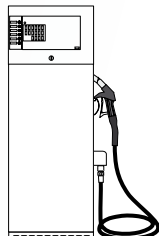
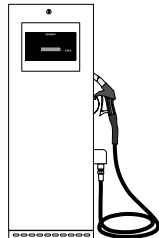
**The fuel dispenser got a prestige awards „The excellent design 2007“.**

The awards is given by the Ministry of Industry and Trade and the Design Centre CZ in accordance with the recommendation of the international professional jury.

# ADAST MINOR

<b>V-line Minor modifications</b>	899x.xxx/S – suction system 899x.xxx/P – pressure system 899x.6x3 – with an electronic counter of volume and price – two-space body 899x.6x4 – with a mechanical counter of volume – one-space body	
<b>Operating flow rate</b>	according to the variant models 40, 60, 70, 80 l/min	
<b>Locking device</b>	of fuel dispenser covers and dispensing nozzle	
<b>Temperature range</b>	standard -20 to +50 °C, design for extreme temperatures -40 to +60 °C	
<b>Electrical connection</b>	3 x 230/400 V AC ±15 %, 50 Hz	
<b>Hydraulic connection</b>	flow rates 40 – 80 l/min are depending on dispenser model, parameters and length of connection piping and of suction pressure	
<b>Options</b>	Safety break-away couplings Sight glass Dispensing nozzles Dispensing hoses One sided design Electronic volume and price pre-setting System ATC for all products Electromechanical totalizer Button for flow rate choice 40/80 l/min for diesel	System of vapour recovery Signalling light Heating element Payment terminal Vacuometer Circuit breaker of electronics supply Electronic counter ADP1/T Communication standard IFSF – LON – FTT-10 or TCP/IP – Ethernet

## MINOR

Fuel dispenser V-line	8991.6x3	8997.6x3	8991.6x4	8997.6x4	
<b>Number of products</b>	1	1	1	1	
<b>Max. flow rate 40 l/min</b>	•	—	•	—	
<b>60 l/min</b>	•	—	•	—	
<b>70 l/min</b>	—	•	—	•	
<b>80 l/min</b>	—	•	—	•	
<b>Max. operating pressure (MPa)</b>	0,22	0,25	0,22	0,25	
<b>Min. operating pressure (MPa)</b>	0,12	0,19	0,12	0,19	
<b>Measurement accuracy (%)</b>	±0,2	±0,2	±0,2	±0,2	
<b>Length (mm)</b>	510	510	510	510	
<b>Width (mm)</b>	410	410	410	410	
<b>Height (mm)</b>	1400	1400	1400	1400	
<b>Hose distance (m)</b>	4 to 6	4 to 6	4 to 6	4 to 6	

Certificate



CE 1026 ATEX

CE 1383 MID – OIML R 117-1, WELMEC 7.2, WELMEC 10.4